



SPEAKY TUTORIAL

1. Link

<https://www.speaky.com/>

2. Short description of the tool

Speaky is a social language-learning app for people interested in language exchange. It facilitates exchange through one's smartphone by allowing users to chat with others in the language they are learning. Its functionality is simple — users can search for a partner with a reciprocal language interest and start speaking. Besides chatting, adult learners can share photos, leave voice messages and hold voice calls. Being available for iOS, Android, and the web, the basic features on **Speaky** are free to use, but access to some functionalities (e.g. more than five translations per day) requires a subscription. **Speaky** is suited for all types of adult learners, no matter their proficiency level. **Speaky** can help users connect with partners that have common interests. By talking with real users of a language, users can stay in contact with informal language, idioms and expressions in real use, which is very efficient when learning a language.

However, learners using **Speaky** must be careful about their personal data exchange and security. The fact is that anyone can join this language exchange app, so, learners can never be assured total confidence and certainty about what other people's intentions are. Teachers cannot keep track of or monitor users' interactions in order to be able to identify misusers. Therefore, this app should be used with caution.

3. Which language competences can be developed with the help of this tool?

- Reading correspondence
- Identifying cues and inferring
- Giving information
- Compensating
- Understanding the interlocutor
- Using telecommunications
- Online conversation and discussion
- Information exchange
- Notes, messages and form
- Linking to previous knowledge
- Adapting language
- Communicative language competences
- Plurilingual and pluricultural competence

4. The requirements concerning the tool

This app does not need special requirements. It can be downloaded from the Google Play Store (Android) or AppStore (Apple). It can also be installed on a PC computer. As noted, the basic features on **Speaky** are free to use, while a premium membership is available via subscription.

5. Language of the tool

There are over 100 languages on **Speaky**, including popular languages such as Spanish, French, German, Chinese, Korean, Japanese, Russian, Portuguese, Italian, Polish, Arabic, etc.

6. Suggested language level (A1-C2)

A1 A2 B1 B2 C1 C2

7. What competences from DigCompEdu Framework does the tool develop?

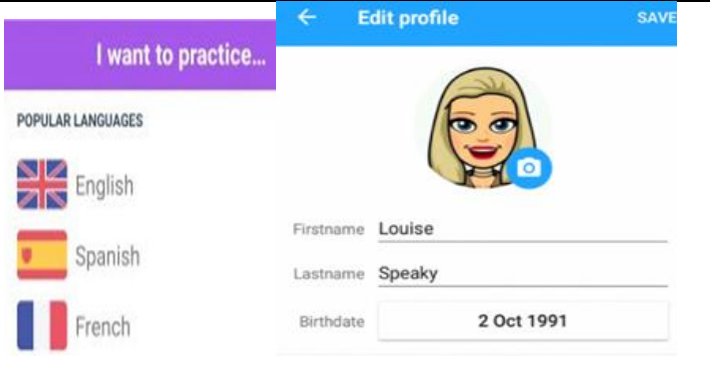
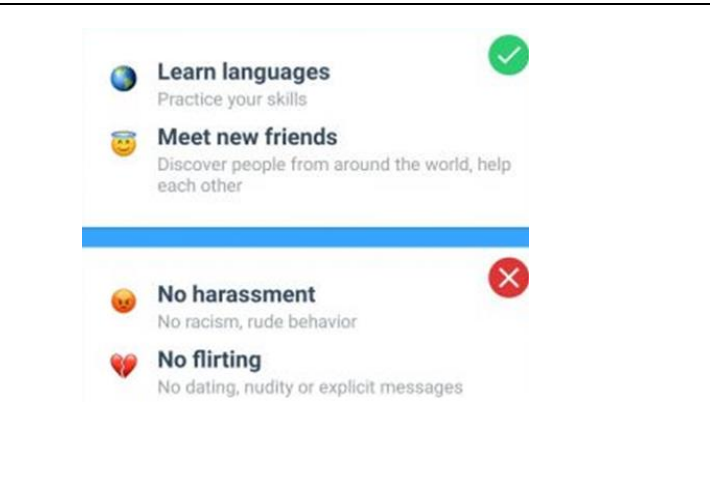
- | | |
|--|---|
| 1. Professional Engagement | 1.3 Reflective practice |
| 3. Teaching and Learning | 3.3 Collaborative learning |
| | 3.4 Self-regulated learning |
| 6. Facilitating Learners' Digital Competence | 6.2 Digital communication and collaboration |

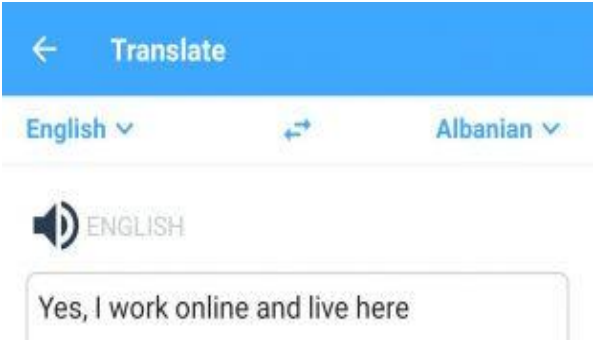

8. How can the tool be used by teachers/learners?

If you don't have an account, you can sign up for it using email, but also via social accounts such as your *Facebook*, *Google*, or email account. This tool can be used by language teachers and adult learners to:

- Practise speaking and oral interaction with speakers from all over the world.
- Practise writing (sentences, idioms and phrases).
- Improve listening skills.
- Expand vocabulary range.
- Develop oral mediation competences through the interaction of users worldwide.
- Acquire skills for culture mediation.

9. Case study – example

<p>1. Sign up for an account at https://www.speaky.com/) using your Facebook, Google, or email account. After entering your birthdate and gender, you can edit your profile and select the desired level of the language you are interested in learning (you can change this later).</p>	
<p>2. After you have selected your language, you should be asked to agree to the Speaky Pledge. Soon after agreeing to the Speaky Pledge, you should get a chance to select your interests which will help you connect with partners that have similar interests.</p>	

<p>3. Chatting with people in a language you are learning can be difficult, especially if you are a beginner. Speaky's solution to this problem is its built-in translation tool. In the free version you get only five translations per day. You could, however, use another translation tool like Google translator to manage this.</p>	
<p>4. The interface of the platform is standard and friendly. There are four main tabs to navigate (finding other language learners, inbox to keep messages, and message requests).</p>	

10. Things you have to bear in mind when using the tool

- The language proficiency level does not prevent users from using **Speaky**.
- It is important that learners take learning seriously from the start and not use the tool inappropriately. There is a pledge to sign during registration, but this measure does not prevent users from misusing the platform (e.g., to expose / reveal private information from other users, to use the platform for other purposes that are not language learning, etc). Learners should be careful about the type of personal information they exchange and / or their co-users' intentions.
- Learners should be encouraged to ask questions; this feeds conversation and brings up new topics to discuss as the conversation goes on.
- It is important for learners to find a suitable match - they can filter their potential language partner according to age, interests, etc. (learners will just have to tap on the icon on the bottom right-hand corner).
- Even if they are not native speakers of the language learners want to learn, some of the people in the non-natives could be very good potential language partners.
- Beginners, who will surely have to rely on the translation tool, may need subscription.

11. Similar tools

Tandem: <https://www.tandem.net>

This work is licensed under a Creative Commons Attribution-ShareAlike 4.0 International License

